

# FTP Steering Committee Meeting #6

## Webinar

presented to  
FTP Steering Committee

presented by  
Dana Reiding, FDOT Office of  
Policy Planning

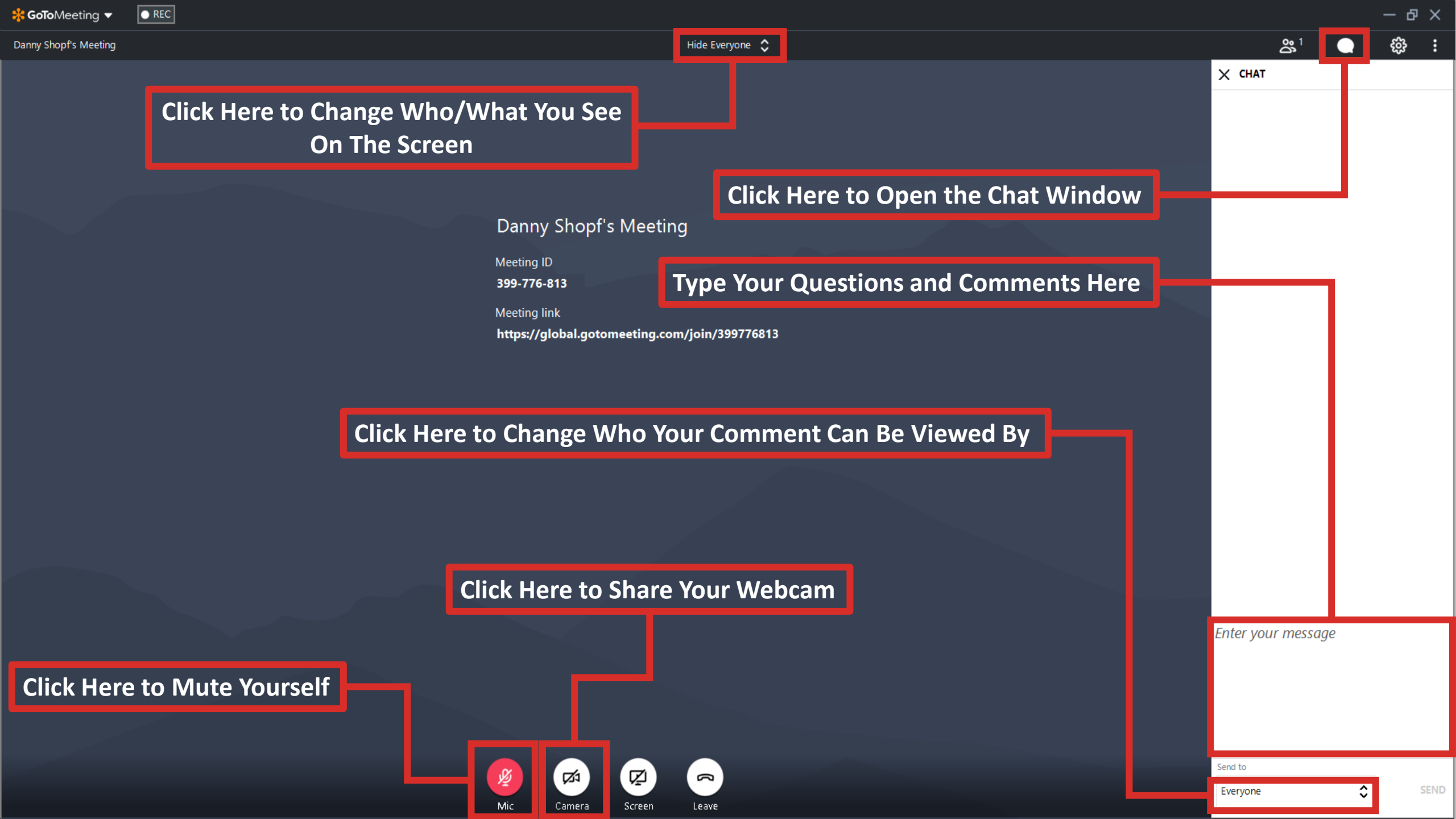
July 30, 2020

**FLORIDA**  
Transportation Plan

Your Florida. Your vision. Your plan.



# Welcome and Introductions



Hide Everyone

Click Here to Change Who/What You See  
On The Screen

Click Here to Open the Chat Window

Type Your Questions and Comments Here

Click Here to Change Who Your Comment Can Be Viewed By

Click Here to Share Your Webcam

Click Here to Mute Yourself

Mic

Camera

Screen

Leave

× CHAT

Enter your message

Send to  
Everyone

SEND

# Agenda - Morning

Time	Topic	Presenter(s)
9:00 AM	Welcome and Introductions	Stacy Miller, FDOT, Chair
9:10 AM	Partner and Public Involvement Update	Becky Marsey, FDOT
9:30 AM	Transportation Funding Overview	Stacy Miller, FDOT
10:00 AM	Safety Strategies Discussion	Danny Shopf, Cambridge Systematics
10:45 AM	Regional & Local Strategies Discussion	Jennifer Carver, FDOT
11:30 AM	Break for Lunch	

**LUNCH BREAK**  
**11:30 AM – 1:30 PM**

# Agenda - Afternoon

Time	Topic	Presenter(s)
1:30 PM	Welcome Back	Stacy Miller, FDOT, Chair
1:35 PM	FTP Performance Element	Dana Reiding, FDOT
1:50 PM	FTP Objectives	John Kaliski, Cambridge Systematics
2:20 PM	Key Strategies	Dana Reiding, FDOT
3:00 PM	Steering Committee Roundtable	Group Discussion
3:30 PM	Public Comment	
3:45 PM	Next Steps	Dana Reiding, FDOT
4:00 PM	Adjourn	

A graphic on the left side of the slide consisting of several nested, right-pointing chevrons. The chevrons are formed by teal-colored lines of varying thicknesses on a white background, creating a sense of depth and movement towards the right.

# Partner and Public Involvement Update

# Partner and Public Outreach

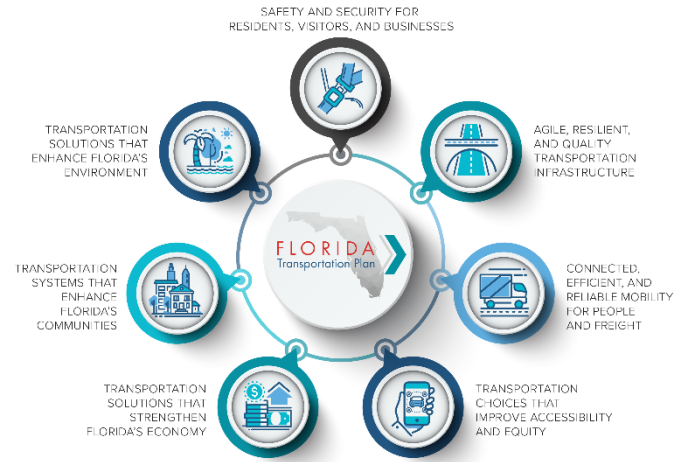
- Partner Briefings (2019-current)
  - 165 briefings with nearly 7,900 total attendees
- Social Media (February 2020 – current)
  - Total impressions across multiple platforms was nearly 27,000

# Upcoming Social Media Posts


## To announce release of the Vision Element



Together, we're growing, learning and adapting to refine Florida's transportation future. Learn more at [www.floridatransportationplan.com](http://www.floridatransportationplan.com) #FloridaTransportationPlan



Our vision for Florida's transportation future is bold. Learn more at [www.floridatransportationplan.com](http://www.floridatransportationplan.com) #FloridaTransportationPlan



See and share Florida's vision for a transportation system for all. Access the Florida Vision Element at [bit.ly/39c2aWD](http://bit.ly/39c2aWD) to read more. #FloridaTransportationPlan



# Update on Statewide Outreach Events

Date	Group/Organization
June 11	Safety Subcommittee meeting #4
June 25	SHSP Webinar at FDOT Transportation Symposium
June 26	Florida Regional Councils Association
July 14	Safety Subcommittee meeting #5
July 15	MPOAC Roundtable

- Other Potential Groups

- Florida League of Cities
- Florida Association of Counties
- Small County Coalition
- CareerSource Florida
- Florida Defense Alliance
- Floridians for Better Transportation

# FTP Targeted Outreach Events

## Other Groups to Be Contacted

- Agency for Persons with Disabilities (APD)
- Conference of Minority Transportation Officials (COMTO)
- Equality Florida
- Florida Department of Children and Families
  - Council on Homelessness
  - Florida Housing Coalition
- Florida Department of Education
  - 504 and IEP school programs
  - Blind Services
  - Vocational Rehab
- Florida Association for Community Action
- Florida Hispanic Chamber
- Homeless Coalitions
- NAACP
- Rural agencies/RAOs
- United Way
- Urban League

# FTP Comment Database

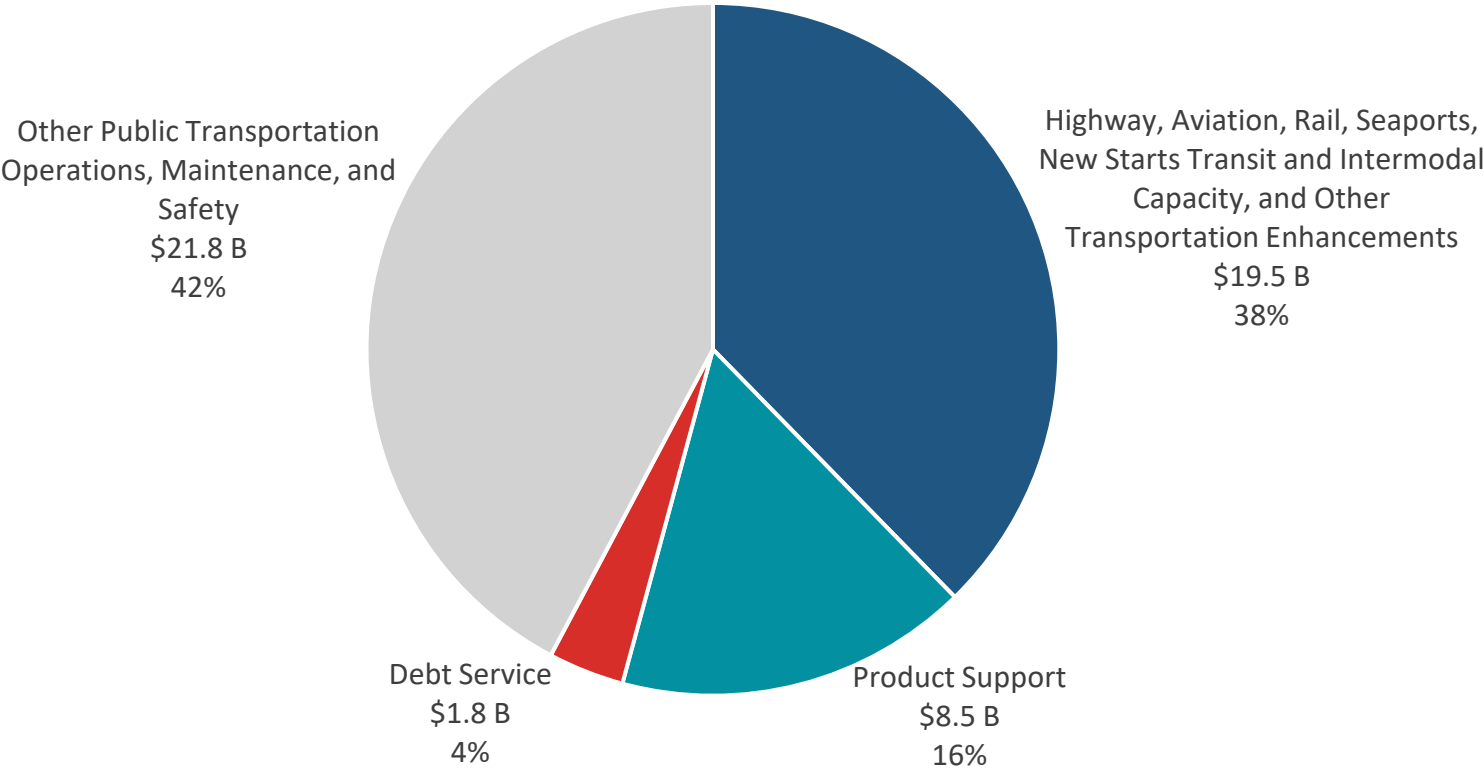
- Includes ALL comments received via
  - FTP Subcommittee meetings
  - FTP Partner Briefings
  - Values & Preferences Survey
  - TransPlex
  - FDOT District outreach
  - FTP Surveys
- Input used to guide updates to the FTP Vision, Goals, Objectives, and Strategies



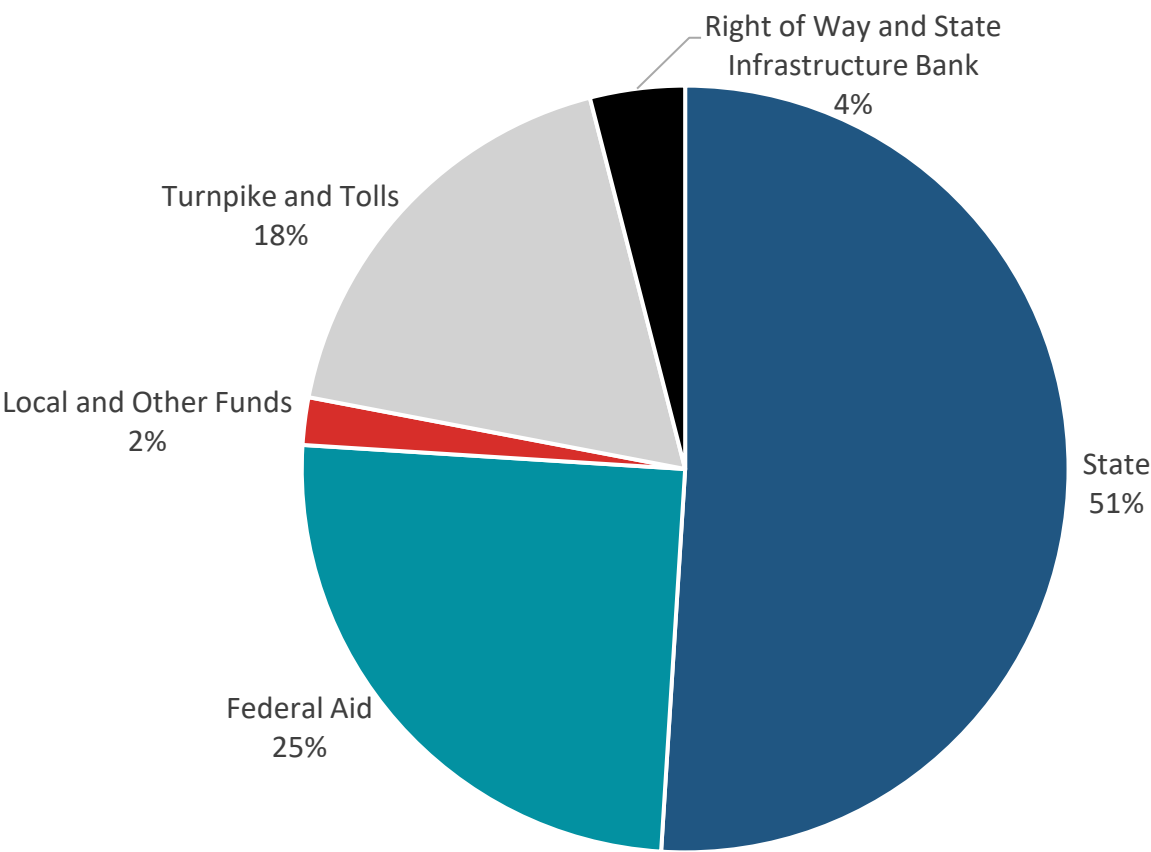
# Transportation Funding Overview

# Work Program Overview

5-Year Tentative Work Program (\$51.72 Billion)



# Where Does the Money Come From?

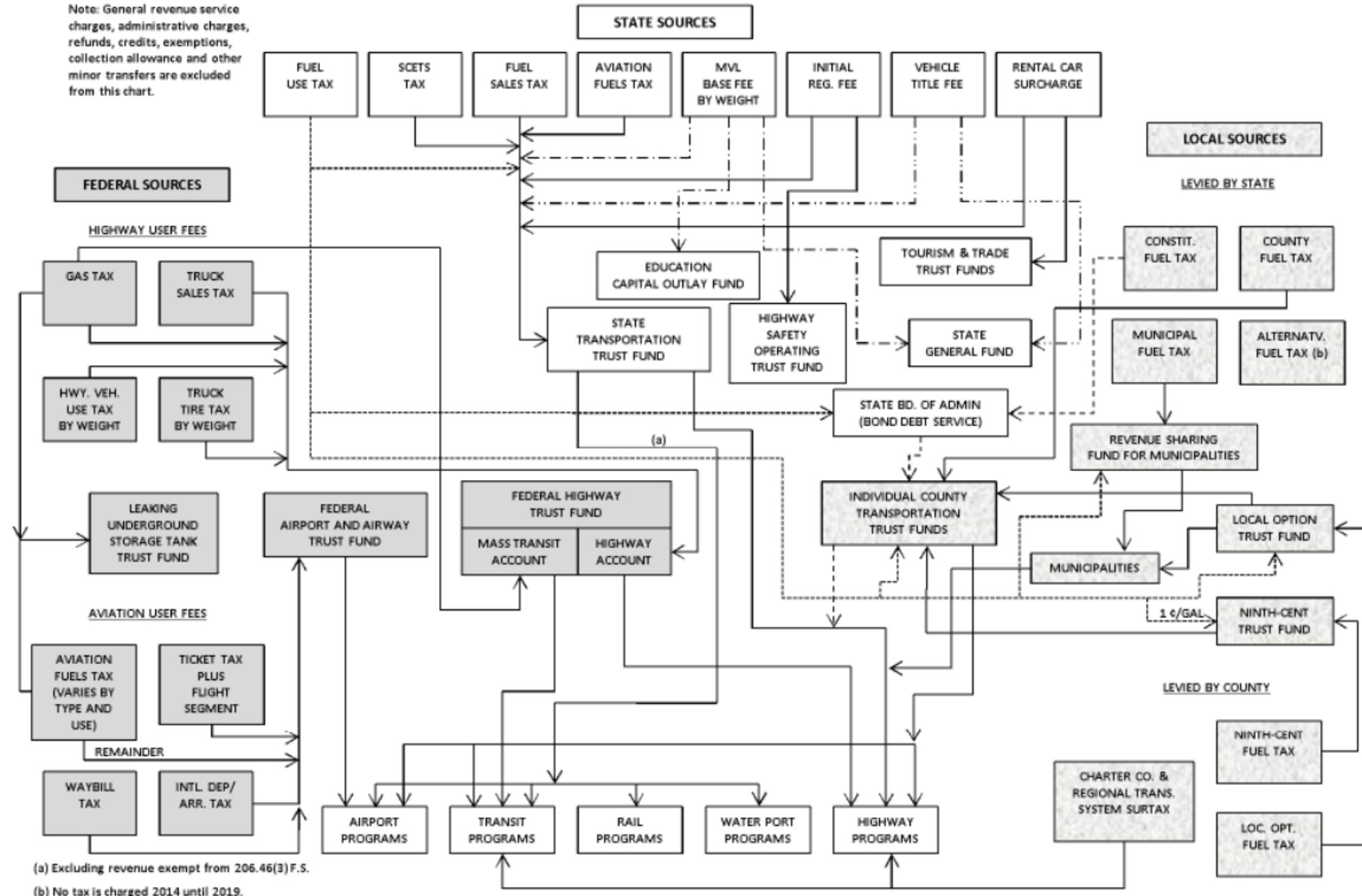


# Transportation Funding Sources

State	Federal	Local	User Fees	Private Sector
<ul style="list-style-type: none"><li>• Motor Fuel Tax</li><li>• Motor Vehicle License Related Fees</li><li>• Aviation Fuel Tax</li><li>• Documentary Stamp Tax</li><li>• Rental Car Surcharge</li></ul>	<ul style="list-style-type: none"><li>• Federal Trust Funds</li><li>• General Fund Transfers</li></ul>	<ul style="list-style-type: none"><li>• Motor Fuel Taxes</li><li>• Local Option Sales Taxes</li><li>• General Government Contributions</li><li>• Local fees</li></ul>	<ul style="list-style-type: none"><li>• Toll Revenue</li><li>• Passenger Fares</li></ul>	<ul style="list-style-type: none"><li>• Private investment in privately owned facilities</li><li>• Private/public partnerships</li></ul>

# TRANSPORTATION TAX SOURCES – PRIMARY DISTRIBUTION AND USE

Note: General revenue service charges, administrative charges, refunds, credits, exemptions, collection allowance and other minor transfers are excluded from this chart.



(a) Excluding revenue exempt from 206.46(3) F.S.

(b) No tax is charged 2014 until 2019.

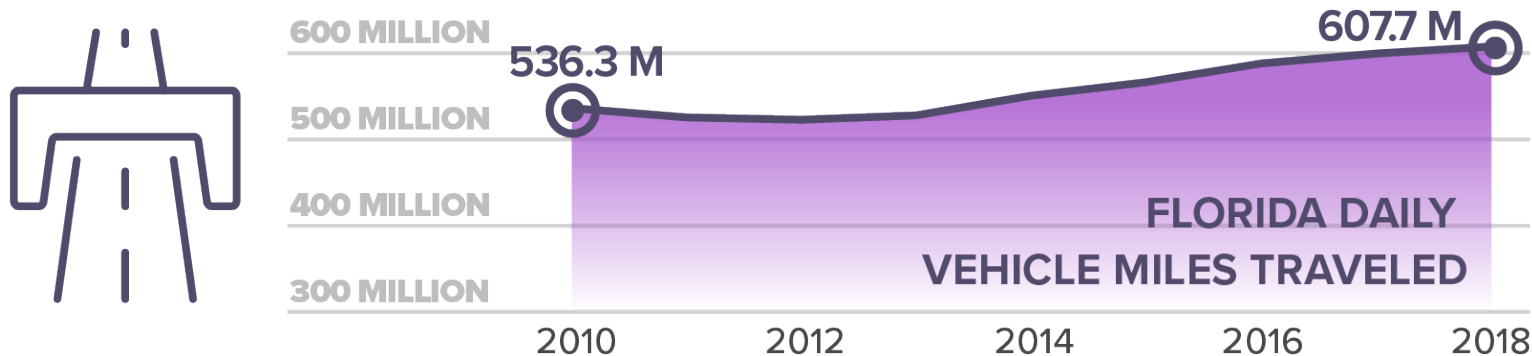


# Transportation Investments

- State investment priorities
  - Safety (all programs)
  - Preserve our investments
    - Bridge
    - Resurfacing
    - Maintenance
  - Statutory allocation requirements
  - Transportation system improvements
    - Strategic Intermodal System (SIS)
    - Arterials and other non-SIS projects

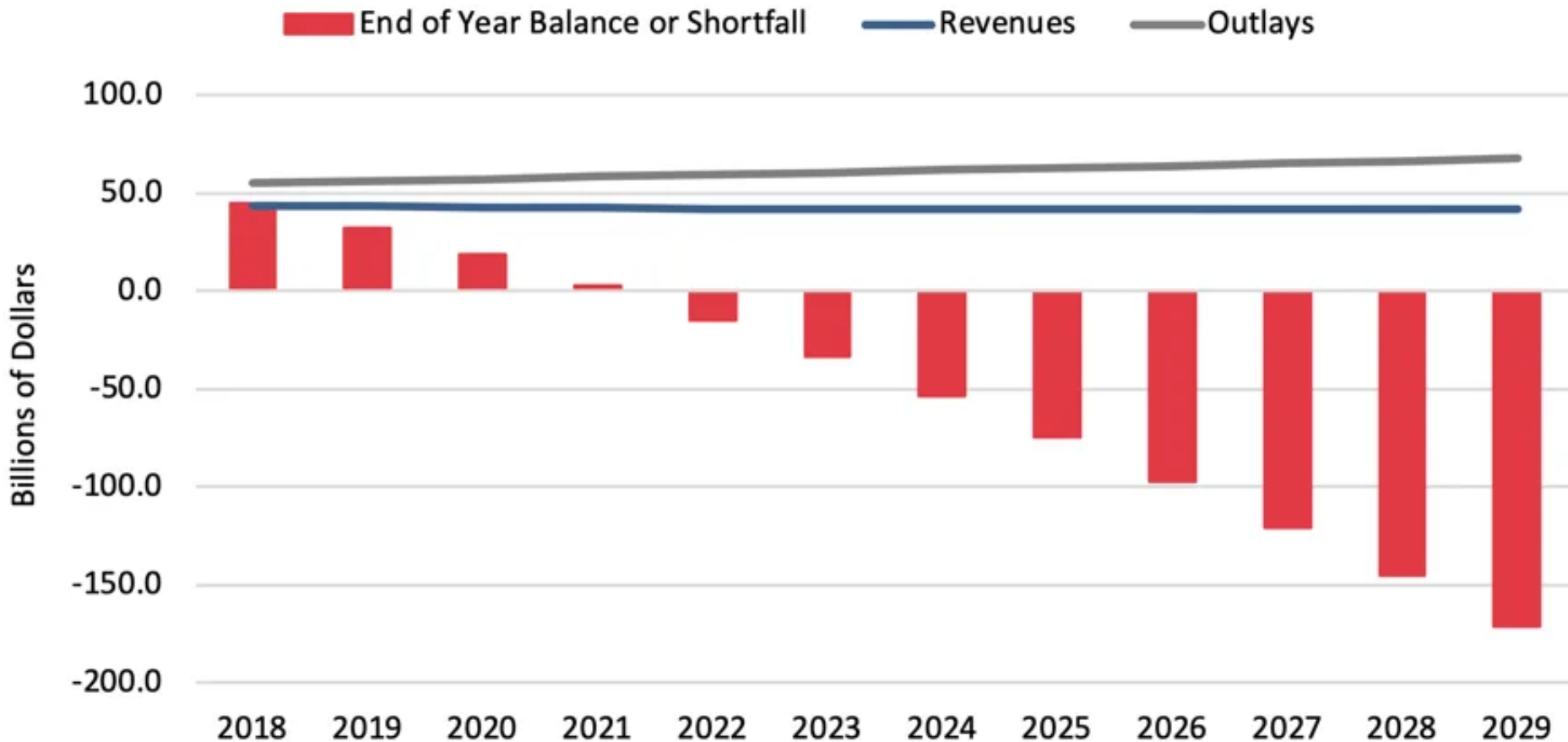
# Trends Impacting Fuel Tax

- VMT steadily rising
- Motor fuel consumption leveling off and projected to decline (perhaps as soon as FY26)
  - Vehicles are more fuel efficient
  - Electric, alternative fuel, and hybrid vehicles more common



# Federal Outlook Uncertain

- Unified Highway Trust Fund Accounts, CBO Baseline



# How Does the FTP Impact Funding?

- Establishes policy framework for FDOT work program investments
  - Align with safety, modal, and MPO long range transportation plans
- Identifies key policies and strategies based on partner agreement on the most important investments for Florida's future
- Identifies changing investment priorities and funding opportunities



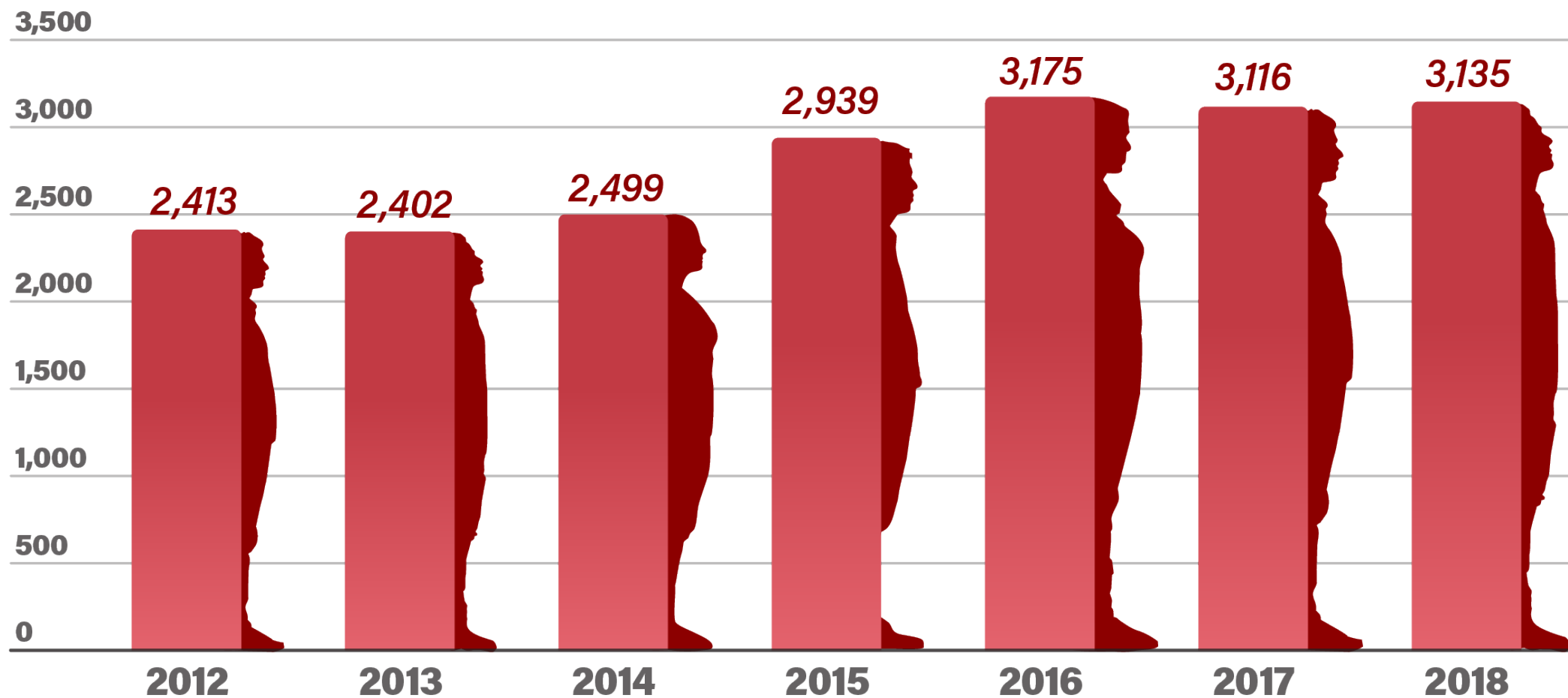
# FTP Safety Strategies Discussion

# Safety Subcommittee Charge

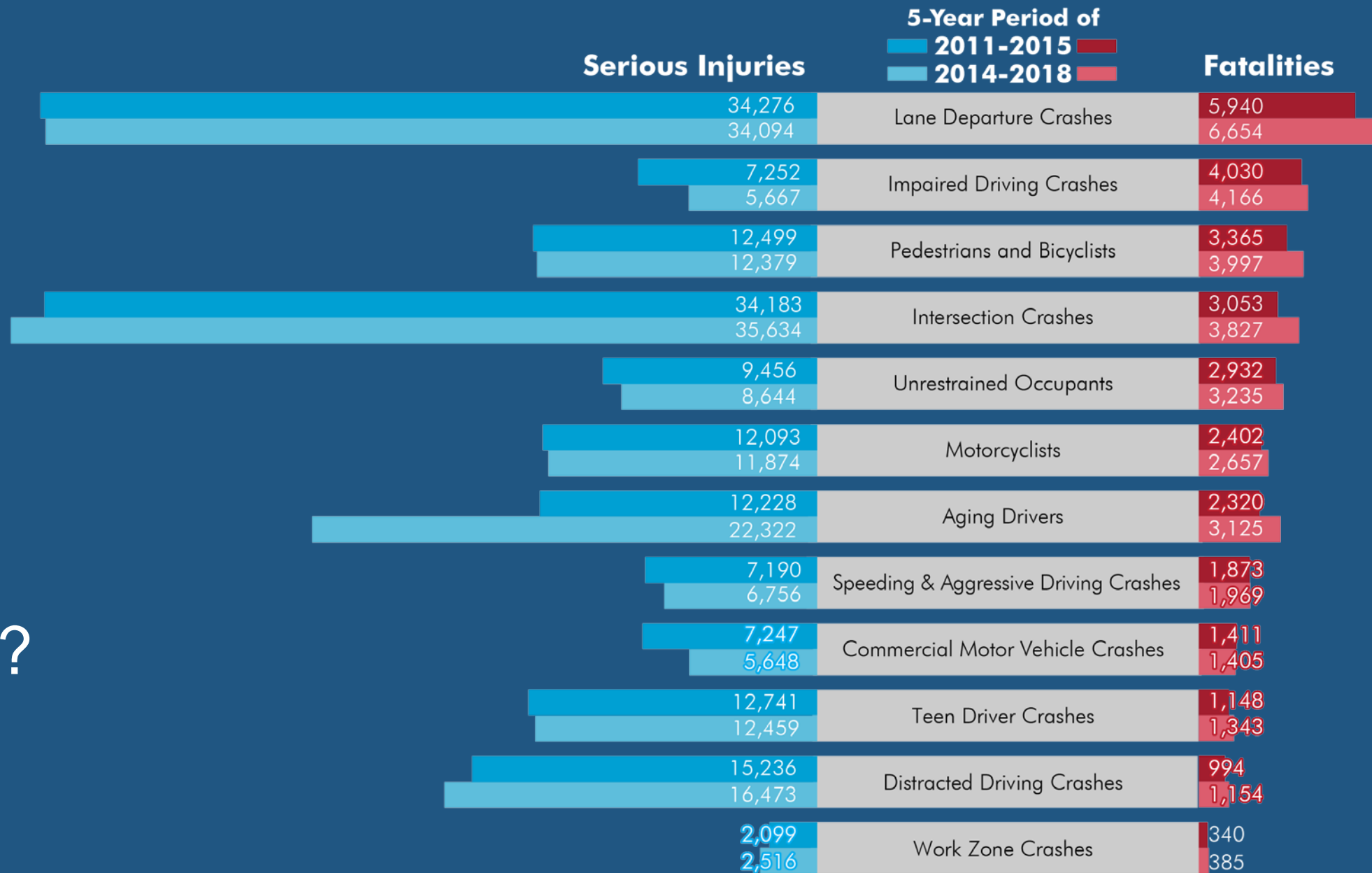
- Discuss **safety themes, trends, and planning implications**
- Identify **policy-level objectives or strategies** to address safety and support the Florida Transportation Plan goals
- Review **safety data and emphasis areas** for the Strategic Highway Safety Plan
- Review and provide input, as requested, on **related plans and processes**, including those from FDOT and other partners
- Serve as **safety subject matter experts** for the FTP Steering Committee and provide updates to the committee as needed

# Florida's Roadway Fatalities

## ROADWAY FATALITIES



# What's Changed?





# Draft FTP Safety Strategies

- A. Design and operate **multimodal infrastructure** to reduce number and severity of crashes.
- B. Implement and evaluate outreach and communication campaigns to **increase public awareness** of vulnerable road users and improve user behaviors.
- C. Provide and participate in **education and training** with Florida's transportation safety partners.
- D. **Focus enforcement activities** using data driven approaches.
- E. **Improve emergency response times** to quickly and efficiently clear crashes, treat injuries, and prevent secondary crashes.
- F. Improve the **quality, availability, and timeliness of Florida's traffic records data** and use that data to strategically apply countermeasures.
- G. **Align transportation and land use decisions** to promote safe, accessible, and equitable transportation choices.
- H. Use **data driven problem identification** to direct improvements to communities lacking safe mobility options and limited access to services.
- I. Develop, deploy, and adopt **transportation technologies** to improve safety by reducing human error and expanding available safety applications.
- J. **Strategically allocate and align resources** among partners, including FDOT Districts; federal, state, regional, and local governments; law enforcement; and other public and private partners , to advance Florida's vision of zero fatalities.
- K. **Assess and update state and local transportation-related laws and regulations** to reflect changing behaviors, technologies, and market trends.

# What concepts are not addressed in this list of Safety strategies that should be considered?

“Yes, these look good”

“These look good.”

A graphic on the left side of the slide consisting of several nested, right-pointing chevrons. The chevrons are formed by teal-colored lines of varying thicknesses on a white background, creating a sense of depth and movement towards the right.

# Regional & Local Strategies Discussion

# What We Heard – Regional & Local

Reduce the number of vehicles by **focusing on moving people**, not cars.

Employ design measures such as **traffic calming and adaptive traffic control systems**

**Improve pedestrian and bicycle infrastructure**

**Expand passenger rail and transit** options connecting Florida's regions.

Provide affordable and accessible **first/last-mile connections**

Promote employer incentives that encouraged **reduced peak period travel volume**

# Regional & Local Themes

- Advance community vision/values
- Strengthen transportation-land use coordination
- Provide convenient, safe, and affordable options for regional and local trips
- Address changing freight delivery needs
- Alleviate bottlenecks and improve reliability
- Preserve historic and cultural resources
- Enhance public health
- Improve access to opportunity/equity
- Identify specialized needs of different population groups

# **What concepts are not addressed in this list of Regional & Local themes that should be considered?**

“Consideration of preserving cultural character of regions and localities.”

“First mile/last mile”



See You At 1:30!

# FTP Steering Committee Meeting #6

## Webinar

presented to  
FTP Steering Committee

presented by  
Dana Reiding, FDOT Office of  
Policy Planning

July 30, 2020

**FLORIDA**  
Transportation Plan

Your Florida. Your vision. Your plan.





Welcome Back

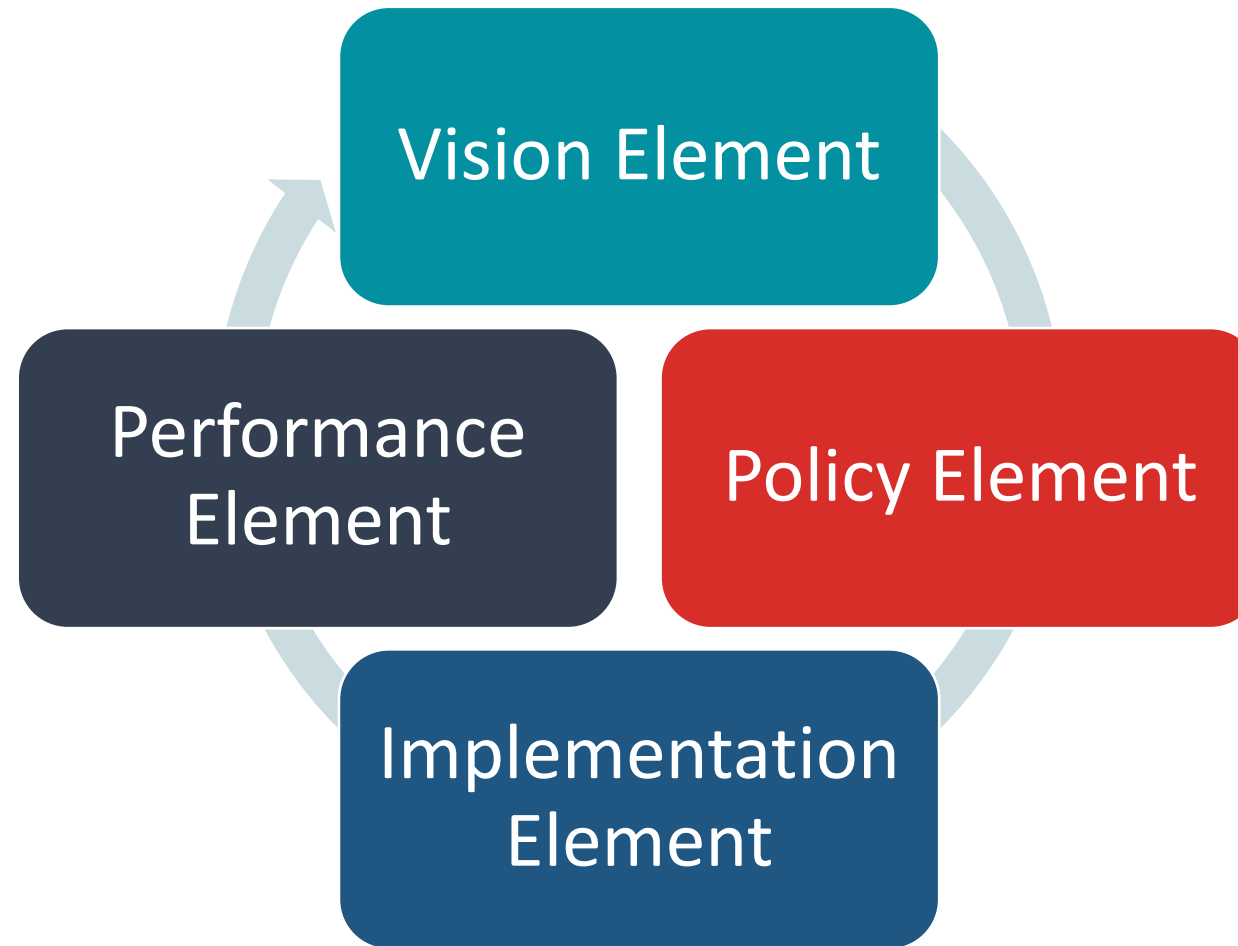
# Agenda - Afternoon

Time	Topic	Presenter(s)
1:30 PM	Welcome Back	Stacy Miller, FDOT, Chair
1:35 PM	FTP Performance Element	Dana Reiding, FDOT
1:50 PM	FTP Objectives	John Kaliski, Cambridge Systematics
2:20 PM	Key Strategies	Dana Reiding, FDOT
3:00 PM	Steering Committee Roundtable	Group Discussion
3:30 PM	Public Comment	
3:45 PM	Next Steps	Dana Reiding, FDOT
4:00 PM	Adjourn	

A graphic on the left side of the slide consisting of several nested, right-pointing chevrons. The chevrons are formed by teal-colored lines of varying thicknesses on a white background, creating a sense of depth and movement towards the right.

# FTP Performance Element

# Elements of the FTP

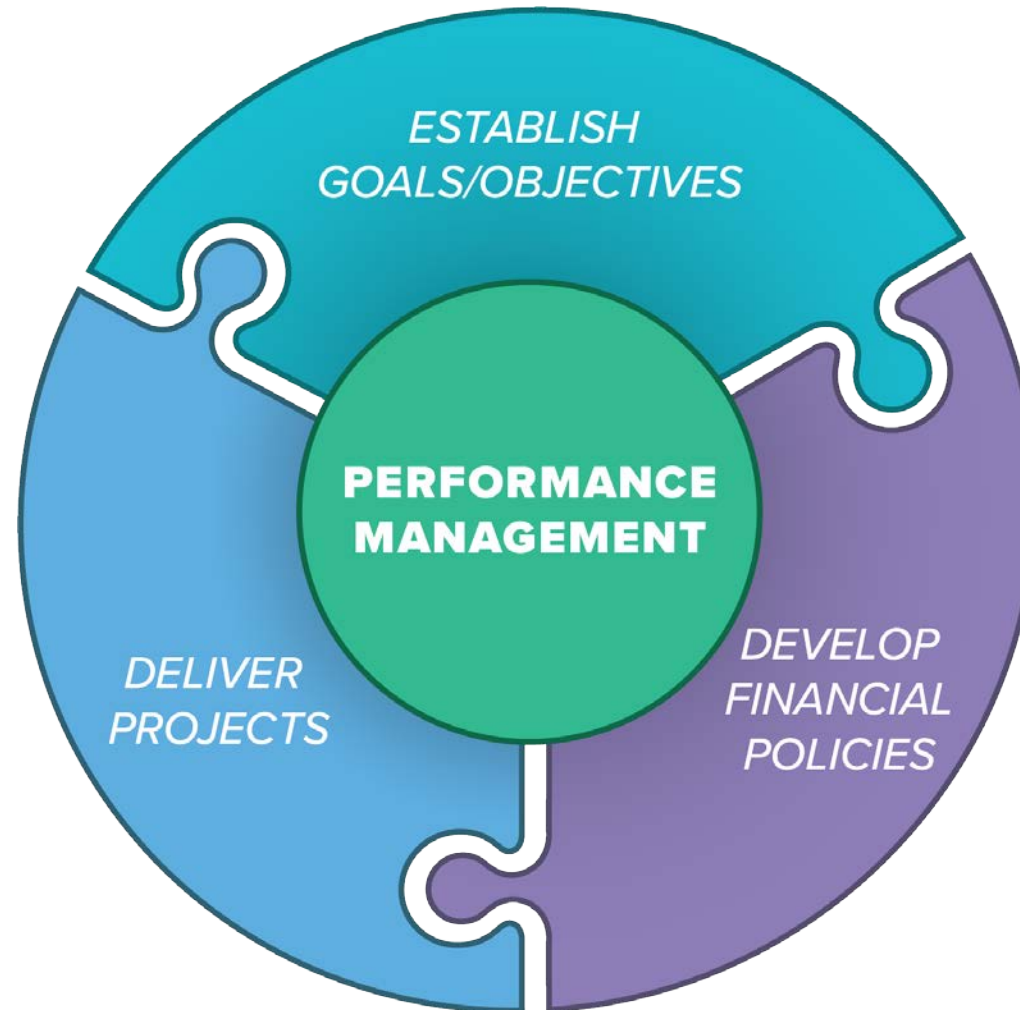


# FTP Performance Element

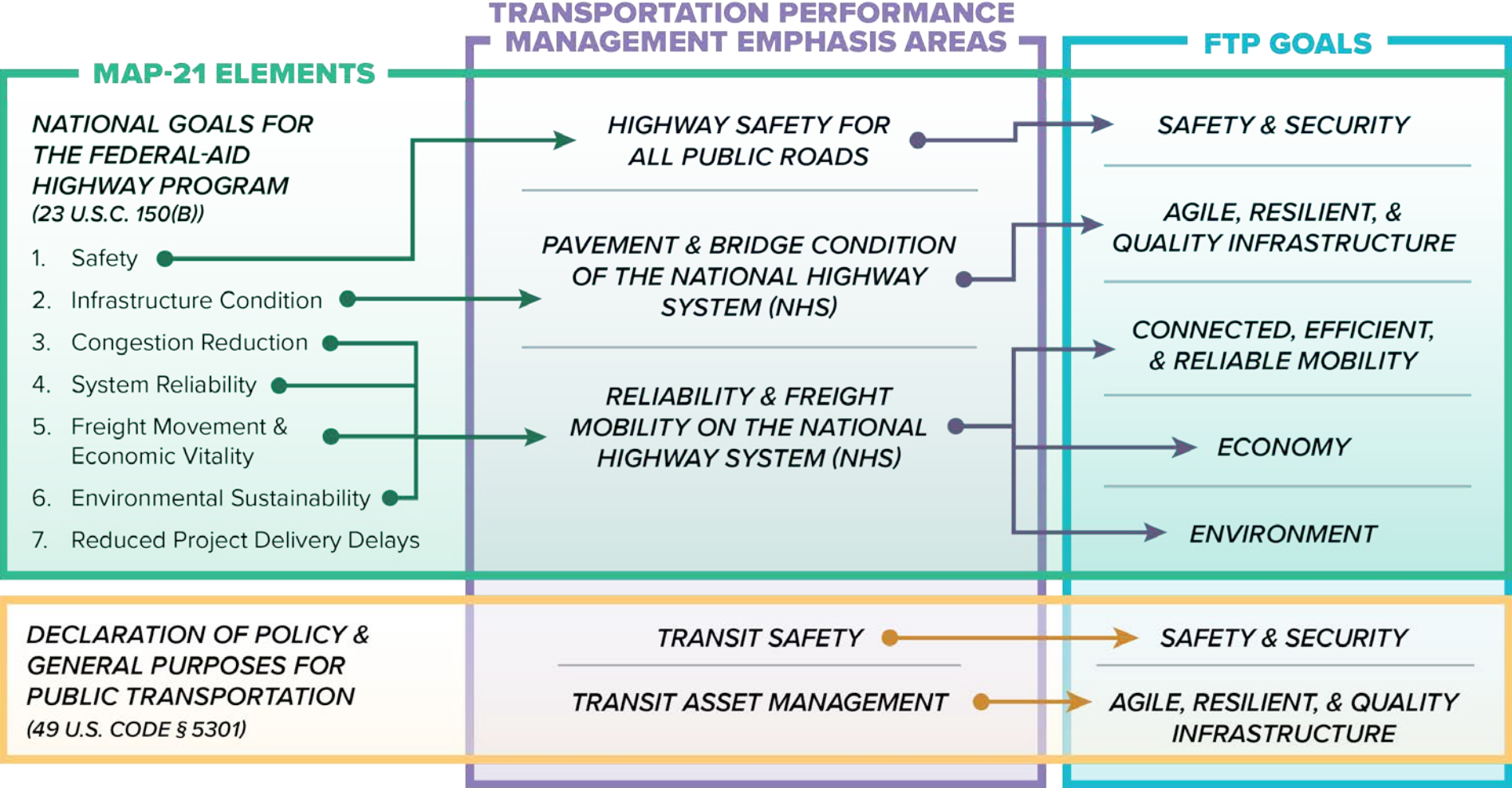
- Aligns with Federal Performance Requirements:
  - Highway Safety
  - Highway Infrastructure Condition
  - Highway Reliability and Freight Mobility
  - Transit Asset Management
  - Transit Safety



# Performance Management



# Aligning Performance Management



# Highway Safety Trends

Federal Performance Measure (5-Year Rolling Average)	2014 Baseline	2015	2016	2017	2018	Trend	Target	Target Met?
<b>Fatalities</b>	2,360.2	2,495.8	2,688.2	2,825.4	2,972.0	↑	0	
<b>Fatality Rate (per 100 million VMT)</b>	1.25	1.28	1.33	1.36	1.39	↑	0	
<b>Serious Injuries</b>	20,533.6	20,518.0	20,844.2	20,929.2	20,738.4	↓	0	
<b>Serious Injury Rate (per 100 million VMT)</b>	10.56	10.43	10.36	10.13	9.77	↓	0	
<b>Non-Motorized Fatalities &amp; Serious Injuries</b>	3,096.2	3,200.0	3,294.4	3,304.2	3,339.6	↑	0	



# Highway Infrastructure Performance Trends

Federal Performance Measure	2017 Baseline	2018	2019	Trend	2019 Target	2021 Target	2019 Target Met?
<b>NHS bridges in good condition</b>	67.7%	66.2%	65.5%	↓	≥ 50%	≥ 50%	✓
<b>NHS bridges in poor condition</b>	1.2%	1.2%	0.5%	↑	≤ 10%	≤ 10%	✓
<b>Interstate pavements in good condition</b>	66.0%	53.7%	68.0%	↑	NA	≥ 60%	NA
<b>Interstate pavements in poor condition</b>	0.1%	0.6%	0.5%	↔	NA	≤ 5%	NA
<b>Non-Interstate NHS pavements in good condition</b>	76.4%	40.1%	40.8%	↔	≥ 40%	≥ 40%	✓
<b>Non-Interstate NHS pavements in poor condition</b>	3.6%	0.4%	0.3%	↔	≤ 5%	≤ 5%	✓

# Reliability Performance Trends

FHWA Performance Measure	2017 Baseline	2018	2019	Trend	2019 Target	2021 Target	2019 Target Met?
% of person-miles on the Interstate highway system that are reliable	82.2%	83.5%	83.4%	↑	≥ 75%	≥ 70%	✓
% of person-miles on the non-Interstate NHS system that are reliable	1.2%	1.2%	0.5%	↑	NA	≥ 50%	NA
Truck travel time reliability index on the Interstate highway system	1.43	1.42	1.45	↓	≤ 1.75	≤ 2.00	✓

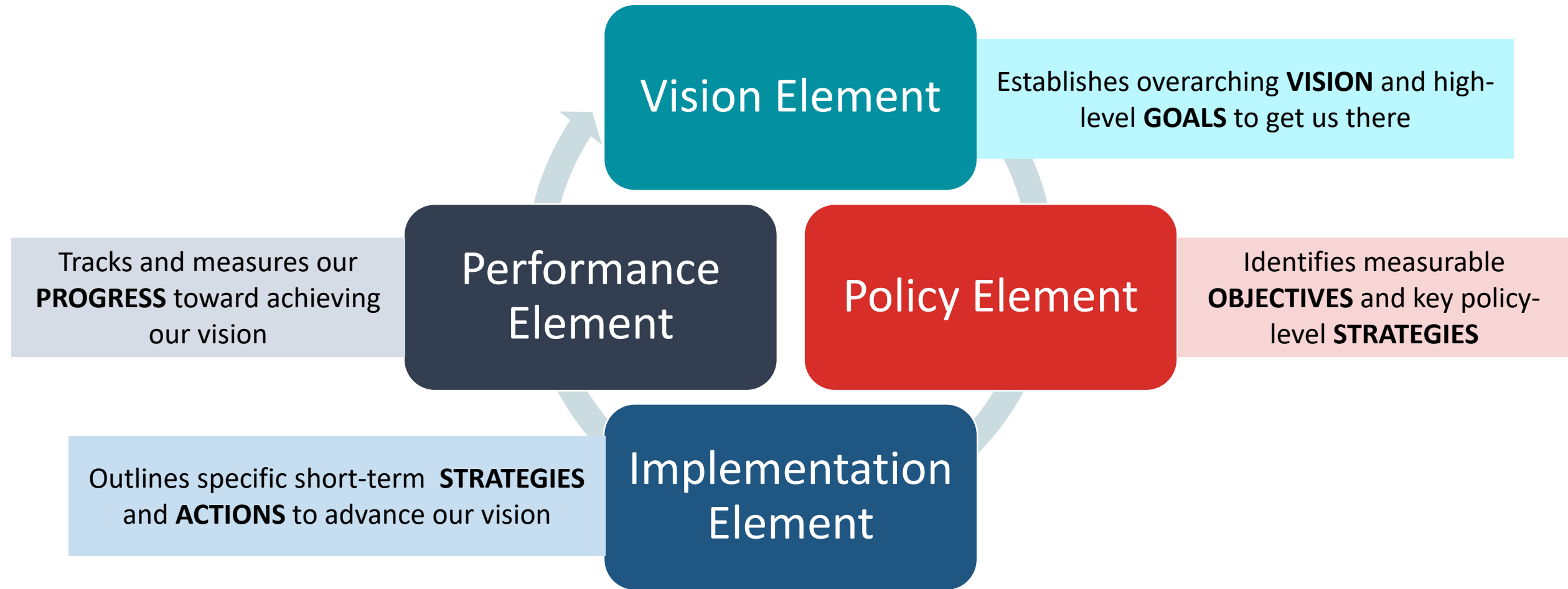
# FTP Performance Element

- Preliminary draft
  - Will be updated when the FTP Policy Element is finalized
- Includes federally mandated performance requirements
  - Additional performance indicators may be identified
- FTP strategies should support achievement of performance targets



# FTP Objectives

# FTP Goals, Objectives, Strategies, and Performance Indicators



# Draft FTP Objectives

1. Eliminate transportation-related **fatalities and serious injuries**
2. Reduce the number of **crashes and other safety incidents** on the transportation system
3. Mitigate transportation-related **public health, safety, and security risks**
4. Improve **emergency response and recovery** times
5. Maintain Florida's transportation assets in a **state of good repair** for all modes
6. Meet customer expectations for **infrastructure quality and service**
7. Increase the **resilience** of infrastructure to risks
8. Improve transportation system **connectivity**
9. Increase **access** to jobs, education, health, recreation, and other services and goods for all residents, visitors, and businesses
10. Increase the **reliability** of people and freight trips
11. Increase the share of person trips not using **single occupancy vehicles**
12. Increase the number of **skilled workers** in Florida's transportation-related industries
13. Increase consistency between transportation investments and **regional and local plans and visions**
14. Improve transportation's impacts on **water, critical lands, and habitats**
15. Decrease transportation-related **air quality pollutants and greenhouse gas emissions**
16. Increase the **energy efficiency** of transportation

# **What concepts are not addressed in this list of FTP Objectives that should be considered?**

“None come to mind. Great job today.”

“Reducing congestion for people and freight”

Number of  
**Transportation-Related  
Fatalities and  
Serious Injuries**



**Bridge,  
Pavement,  
and other  
Infrastructure  
Condition**



**Person- and Freight-  
Hours of Delay**



Percent of **passenger rail** and  
percent of **commercial air departures**  
**Occurring On Time**





Growth in  
**Public  
Transportation  
Ridership**





Value of  
**Florida Origin  
Exports**  
as a percent of Gross Domestic Product

Number of  
**Out-of-State  
Visitors**



Percent of  
**Residents and Visitors  
Satisfied**  
with **Florida's  
transportation system**



Emissions of  
**Air Quality  
Pollutants  
and  
Greenhouse  
Gases**



Existing Indicators to Watch



# Objectives Next Steps

- Revise objectives based on today's feedback
- Identify progress indicators
  - Federal/state required performance measures
  - New/innovative concepts for measuring progress



# FTP Key Strategies

# FTP Strategy Development Process

- Policy Element is focused on 10-15 high-level strategies
  - Cross-cutting strategies to achieve the greatest gains
  - Cross-cutting strategies to mitigate the greatest risks
  - Supported by Transition to Implementation
- Implementation Element is focused on shorter-term (next 5 years) strategies
  - Action oriented
  - More goal-specific

# Draft FTP Strategies - Update

1. Commit to Vision Zero as our top priority
2. Sharpen focus on moving people and freight
3. Modernize connections between Florida's regions and other states and nations
4. Strategically complete transportation systems and networks
5. Expand infrastructure to infostructure
6. Further access to opportunity for those who need it most
7. Integrate land use and transportation decisions
8. Develop transportation systems to protect and enhance water quality and quantity, critical lands, and habitats
9. Identify and mitigate risks to Florida's transportation system
10. Strategically align investments with needs
11. Provide sustainable and reliable transportation funding sources
12. Develop and retain 21<sup>st</sup> century transportation workforce

**What concepts are not addressed in this list of draft strategies that should be considered?**

Question Skipped

# Draft Transition to Implementation

Legislative/Regulatory

Collaboration

Data/Performance

Research/Development

Planning Process

Investment Priorities

Workforce  
Development,  
Education, & Training

Regional  
Implementation

**What concepts are not addressed in this list of draft implementation themes that should be considered?**

Question Skipped



# Public Comment

Provide your name and county of  
residence

Please keep comments to no more than 3 minutes



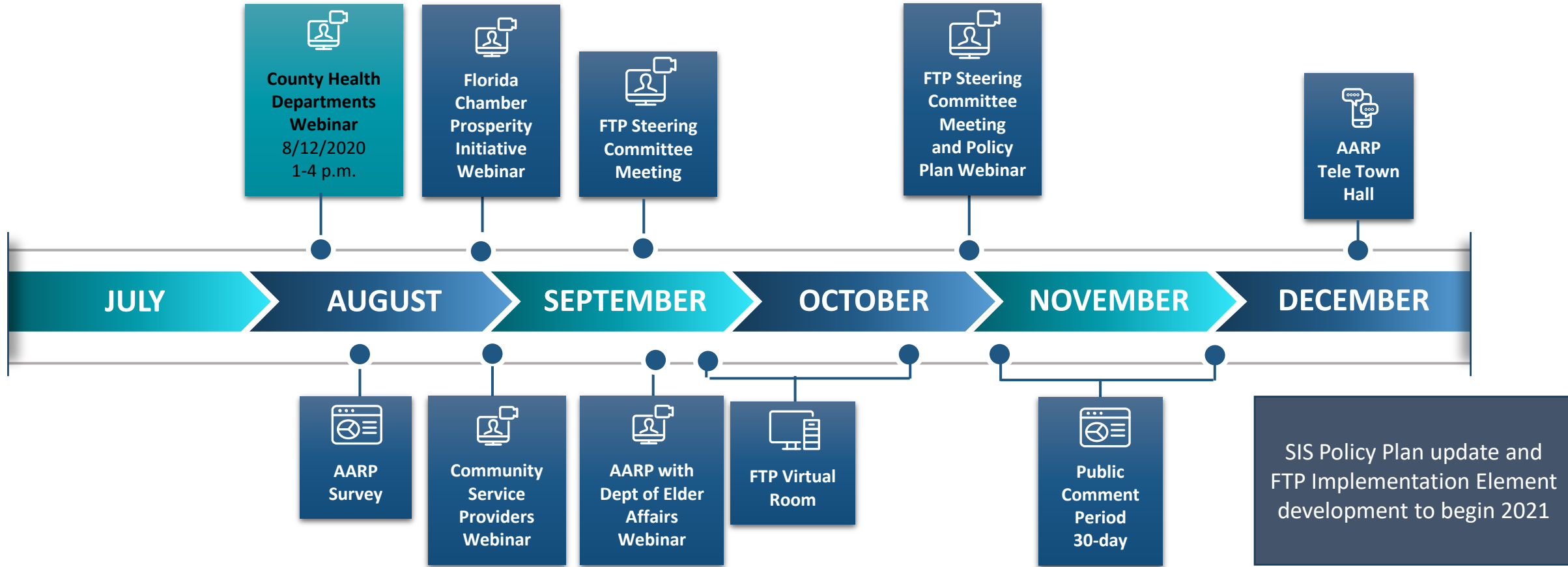


Next Steps

# Next Steps

- Provide feedback on objectives and key strategies by 8/10/2020
- Steering Committee Meeting (web)
  - September 2020
    - Performance indicators
- Upcoming public and partner involvement activities
  - Targeted outreach
  - Upcoming Webinars

# Upcoming Meetings and Outreach



Confirmed

To Be Scheduled



Webinar



Survey



Virtual Room



Tele Town Hall



Thank You